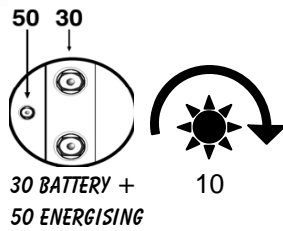




**F43465013**

**12V. 2,8KW.**

**CRUCE DE REFERENCIAS:**  
10465013, 10465053,  
10465054, 10465168,  
1113266, 1113269, 1113295,  
1113296, US970.  
**TIPO: 28MT**



**F43455301**

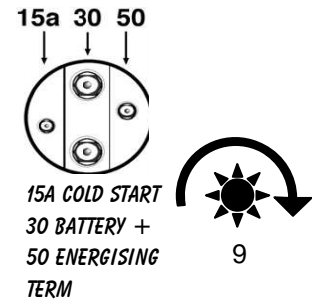
**12V.**

**CRUCE DE REFERENCIAS:**  
10455301, 10455305, 1108430.



**BEL AIR, BISCAYNE, EL CAMINO,  
IMPALA, NOVA.**

**MOTORES: GAS.**



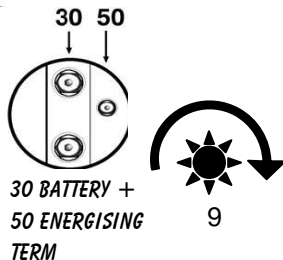
**F43455010**

**12V. 1,3KW.**

**CRUCE DE REFERENCIAS:**  
10455010, 10455025,  
10455048, 10462312,  
10465096, 10465098,  
10465490, US810.



**MOTORES: INJ.**



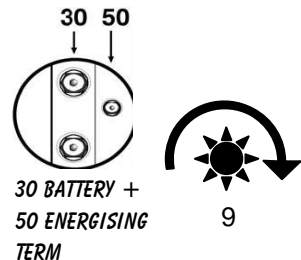
**F43455013**

**12V. 1,6KW.**

**CRUCE DE REFERENCIAS:**  
10455013, 10455050, 1998524,  
US858.



**ASTRO, FULLSIZE, G, P, S.**



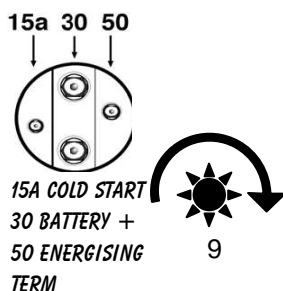
**F43465167**

**12V. 1,6KW.**

**CRUCE DE REFERENCIAS:**  
10465167, 9000786, 9000885,  
US1029.



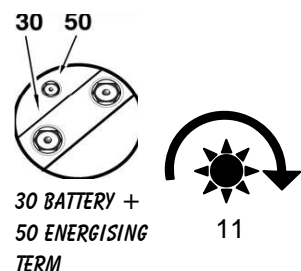
**ASTRO, FULLSIZE, G, P, S, SUBURBAN.**



**F43465293**

**12V. 1,7KW.**

**CRUCE DE REFERENCIAS:**  
10465293, 9000798.





**F43465525**

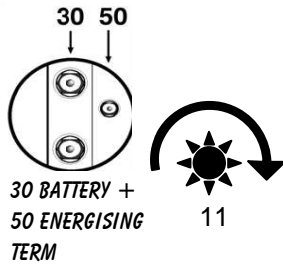
**12V. 1,4KW.**



**CRUCE DE REFERENCIAS:**  
10465525, 12563718, 12574904,  
12574983, 12593763, 8000059,  
9000872, 9000897, 9000930.



**CAMARO, LUMINA, MONTECARLO.**



**MOTORES: INJ.**