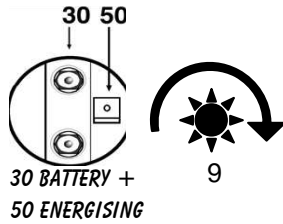


# KHD

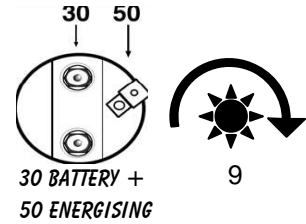
**F435542 12V. 2,7KW. F4321000 24V. 4KW.**



**CRUCE DE REFERENCIAS:**  
0001362305, 0001362313,  
6380900060010, 11140, CS114.



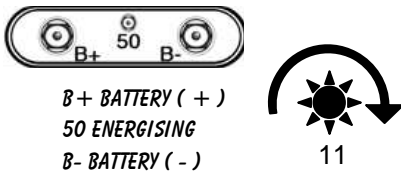
**CRUCE DE REFERENCIAS:**  
0001231005, 1180999, 21000.



**F438722 24V. 9KW. F4318290 12V. 2,3KW.**



**CRUCE DE REFERENCIAS:**  
0001510017, 11590.



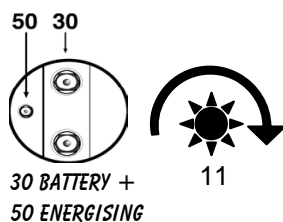
**CRUCE DE REFERENCIAS:**  
0001223002, 25-2390, LRS01457,  
0986018290, CS1185.



**F4317430 12V. 2,2KW. F4319020 12V. 3KW.**




**CRUCE DE REFERENCIAS:**  
0001218172, 11131109, 1180180,  
17430, CS1185.



**CRUCE DE REFERENCIAS:**  
0001230006/014, 25-3123,  
LRS01603, 0986019020, CS1130.






# KHD

**F43230013**

**12V. 3KW.**

*CRUCE DE REFERENCIAS:  
0001230013.*



**F4319020**

**12V. 3KW.**

*CRUCE DE REFERENCIAS:  
0001230014, 25-3123, LRS01603,  
CS1130.*



**F4317270**

**24V. 4KW.**

*CRUCE DE REFERENCIAS:  
0001231006, 45-3134,  
LRS01914.*



**F43231018**

**12V. 4KW.**

*CRUCE DE REFERENCIAS:  
0001231018.*



**F4311590**

**24V. 9KW.**

*CRUCE DE REFERENCIAS:  
0001510035.*

