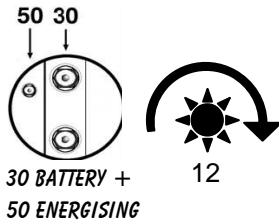


F43479600

24V. 4,5KW.

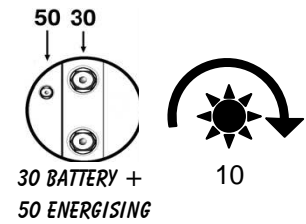
CRUCE DE REFERENCIAS:
10479600, 10461459, 6591,
50-8424.
TIPO:28MT



F43479605

24V. 4KW.

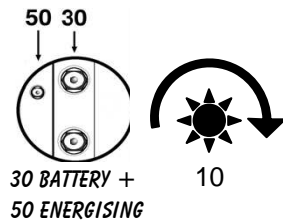
CRUCE DE REFERENCIAS:
10479605, 6594, 50-8418.
TIPO:28MT



F43479604

12V. 2,8KW.

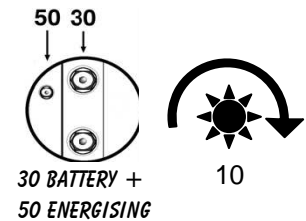
CRUCE DE REFERENCIAS:
10479604, 10461460, 6590,
50-8419.
TIPO:28MT



F43479607

12V. 2,5KW.

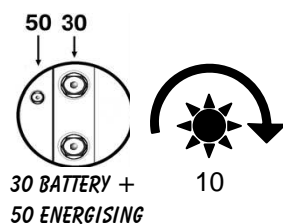
CRUCE DE REFERENCIAS:
10479607, 1113274, 6572, 6587,
60-8431.
TIPO:28MT



F43479608

24V. 4KW.

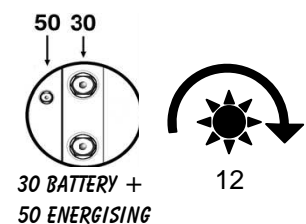
CRUCE DE REFERENCIAS:
10479608, 6597, 50-8432.
TIPO:28MT




F43479613

12V. 2,8KW.

CRUCE DE REFERENCIAS:
10479613, US860.
TIPO:28MT





F43479614

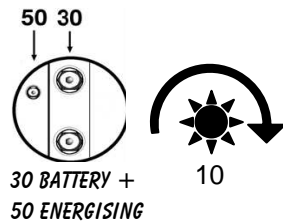
12V. 2,8KW.

F43479615

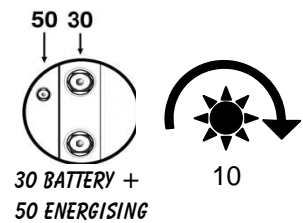
12V. 2,5KW.



CRUCE DE REFERENCIAS:
10479614, 10465150, 6595,
50-8428.
TIPO: 28MT



CRUCE DE REFERENCIAS:
10479615, 10479618, 6585, 50-8425.
TIPO: 28MT



F43479616

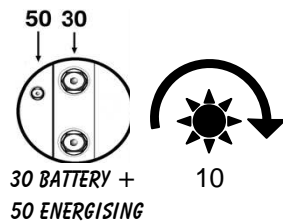
24V. 4KW.

F43479617

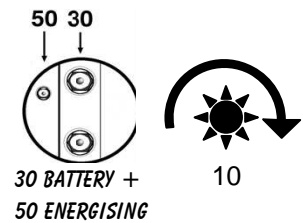
12V. 2,5KW.



CRUCE DE REFERENCIAS:
10479616, 1113291, 6592,
50-8434.
TIPO: 28MT



CRUCE DE REFERENCIAS:
10479617, 10479621, 6573, 6589,
60-8437.
TIPO: 28MT



F43465058

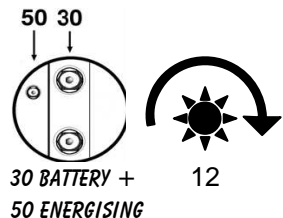
12V. 2,5KW.

F43113281

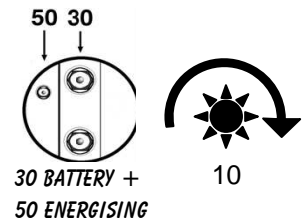
12V. 3,5KW.




CRUCE DE REFERENCIAS:
10465058, 1113273, 6571,
50-8403, US844.



CRUCE DE REFERENCIAS:
1113281, 1113282, 6576, 50-8404,
US843.



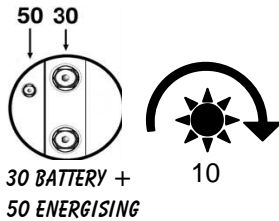


F43107580

12V. 2,5KW.



CRUCE DE REFERENCIAS:
1107580, 1109550, 1113275,
1113278, 1998336, 1998383,
1998387, 6584, 50-8406-2,
US968.
TIPO: 28MT.

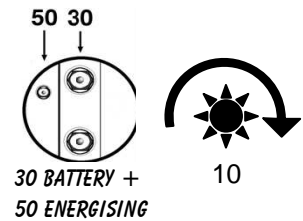


F43479617

12V. 2,5KW.



CRUCE DE REFERENCIAS:
10479617, 10479621, 6573, 6589,
60-8437.
TIPO: 28MT

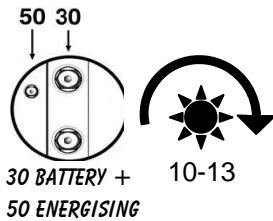


F43465026

12V. 2,5KW.



CRUCE DE REFERENCIAS:
10465026, 10465043,
10479621, 1113276, 1998423,
3916854, 6573, 6583, 50-8407,
50-8420, US845.

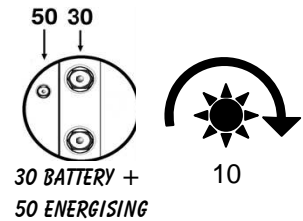


F43479617

12V. 2,5KW.



CRUCE DE REFERENCIAS:
10479617, 10479621, 6573, 6589,
60-8437.
TIPO: 28MT

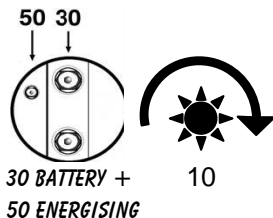


F43107867

12V. 3KW.



CRUCE DE REFERENCIAS:
0001359035, 0001359045,
0001359069, 0001362310,
0001367003, 0001367036,
0001367042, 1107867, 1113284,
1998343, 26336, 26433, 27508,
27556, 27575, 27586, 27604.



F43107540

12V. 2,5KW.



CRUCE DE REFERENCIAS:
1107540, 1108697, 1109189, 1109258,
1113274, 1113597, 1998350, 1998357,
1998373, 1998484, 6572, 6587, 50-8431.
TIPO: 28MT.

