

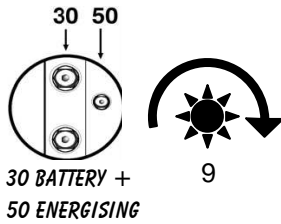
Mercedes-Benz

F4311240

12V. 3KW.



CRUCE DE REFERENCIAS:
0001359043, 0001359084,
0001367034, 0001367059,
0001367300, 0001367301,
0001367303, 11240, CS186.

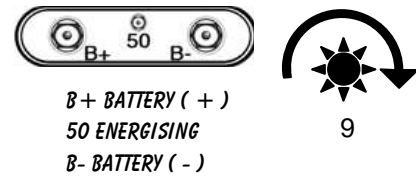


F4311570

24V. 5,4KW.



CRUCE DE REFERENCIAS:
0001415001, 0001416002,
0001416078, 0001416079,
0021515301, 0031514101, 0031514501,
19024010, 5000822346, 5001000061,
51-26201-9125, 51262017092,
51262017109, 51262017125,
7431031000, 11570, CS191.

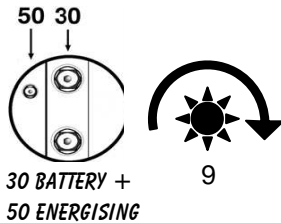


F4313490

24V. 4KW.



CRUCE DE REFERENCIAS:
0001368024, 0001368055,
0001368062, 0001368300,
0001368307, 0001368309,
0031518801, 0041515901,
2873D301, 13490, CS120.



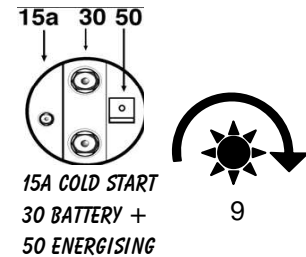
F4317240

24V. 4KW.



CRUCE DE REFERENCIAS:
0001231002, 0001231033,
A0041518401, A0061512201,
A0061512203, 17240, CS1112.

ATEGO, AXOR, CITARO, CITO, CONECTO,
ECONIC, LK, UNIMOG, VARIO.



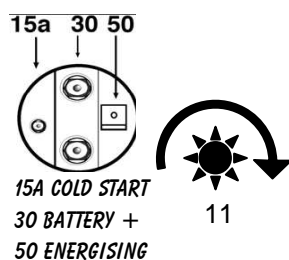
F438682

24V. 6,2KW.



ACTROS, TRAVEGO.

CRUCE DE REFERENCIAS:
0001372001, 0041518801,
0041519401, 17320, CS1077.

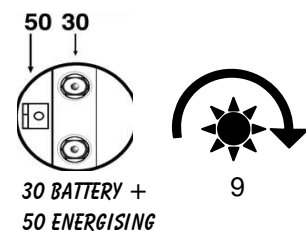


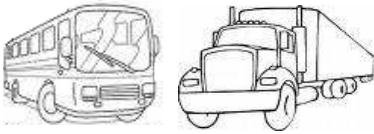
F4317990

24V. 4KW.



CRUCE DE REFERENCIAS:
0001231003, 0041518601, 17990,
CS1279.





Mercedes-Benz

F4318370

24V. 6,2KW.

*CRUCE DE REFERENCIAS:
0001372006, 0051515001,
00051516401, 19011501,
A0051516401, 18370, CS1269.*

